



SEATTLE METRO


Q1 2018 review

a quarterly report on single family
residential real estate activity



WEST SEATTLE

median price



one year trend

↑
26.4%

price per square foot

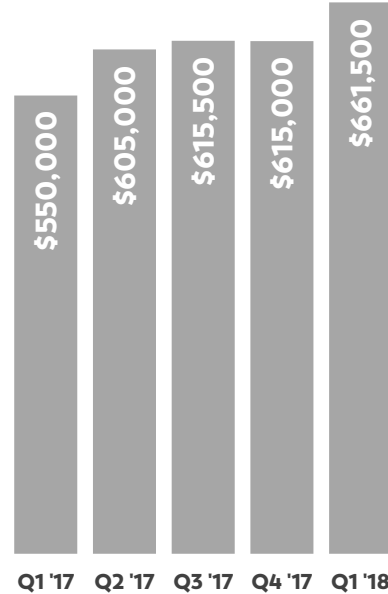
\$399

number sold

269

SOUTH SEATTLE

median price



one year trend

↑
20.3%

price per square foot

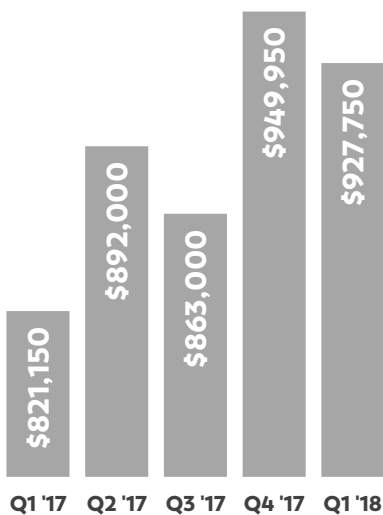
\$368

number sold

244

MADISON PARK & CAPITOL HILL

median price



one year trend

↑
13.0%

price per square foot


\$522

number sold

144

QUEEN ANNE & MAGNOLIA

median price



one year trend

↑
21.6%

price per square foot

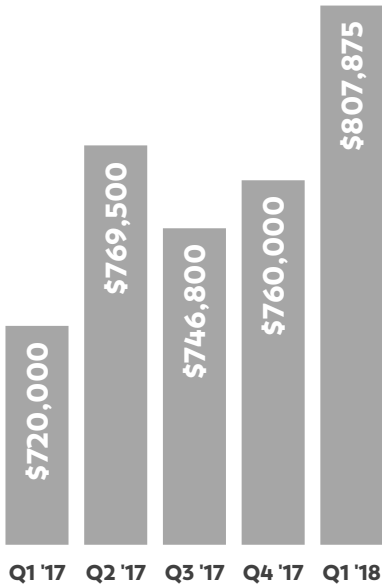
\$517

number sold

103

BALLARD & GREENLAKE

median price



one year trend

↑
12.2%

price per square foot

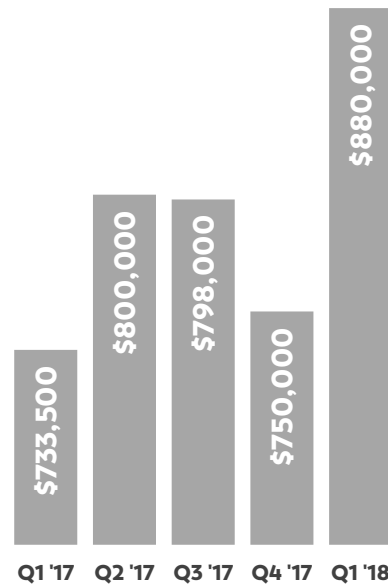
\$457

number sold

328

NORTH SEATTLE

median price



one year trend

↑
20.0%

price per square foot

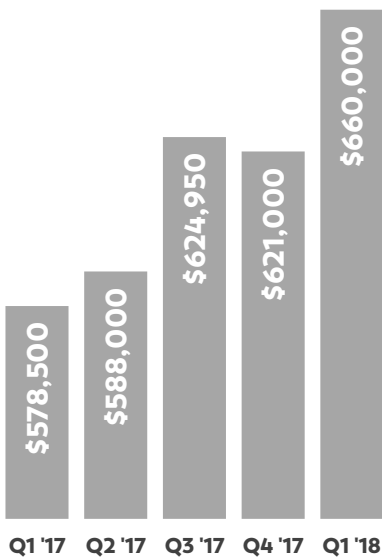
\$455

number sold

179

RICHMOND BEACH & SHORELINE

median price



one year trend

↑
14.1%

price per square foot

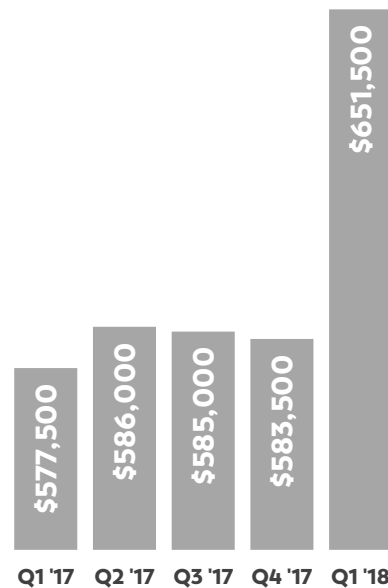
\$357

number sold

69

LAKE FOREST PARK & KENMORE

median price



one year trend

↑
12.8%

price per square foot

\$319

number sold

92

WAIT THERE'S MORE! HOMES & STATS ONLINE



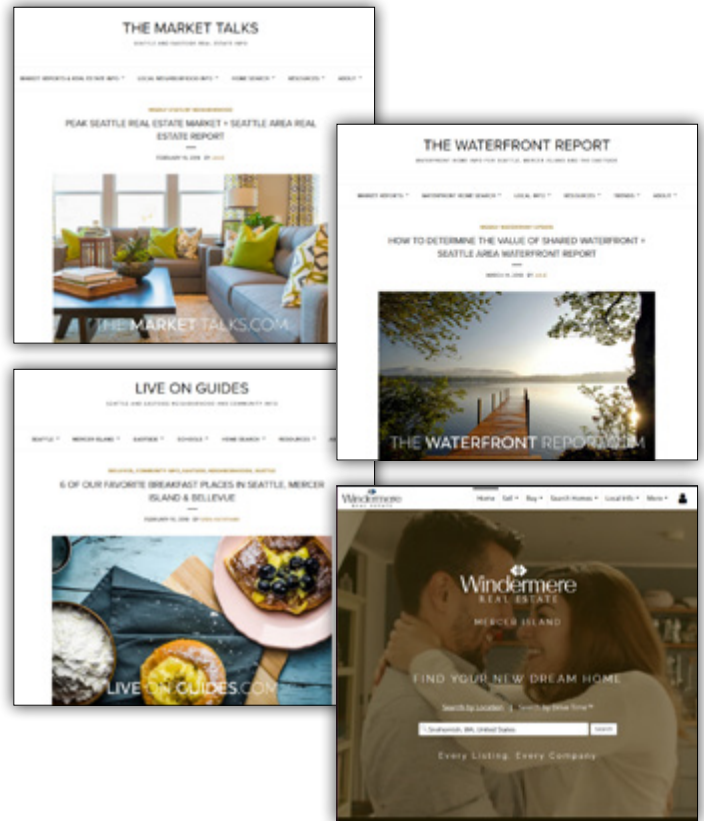
While having a historical perspective like this review is valuable, you may be looking for real-time information on today's real estate market. If so, your search is over!

We publish weekly reports to **TheMarketTalks.com**, providing a summary analysis of what's happening in 16 different micro-markets, including Mercer Island.

Interested in what's happening with waterfront properties? We are too! That's why we analyze waterfront sales each month and post results at **TheWaterfrontReport.com**.

Easily compare neighborhoods on **LiveOnGuides.com** with local info including maps, links and school data.

You can search for every property listed for sale—by any real estate company—on **WindermereMercerIsland.com**.



PREMIER PROPERTIES & RELOCATION SPECIALIST

206.390.5723

Anni@AnniZilz.com · AnniZilz.com

WRE/MERCER ISLAND

