



# Q1 2018 CONDO REPORT

*greater seattle-eastside*

a quarterly report on  
condominium real estate activity



# Q1 EASTSIDE CONDO *quarter in review*

	studio	one bed	2 bed	3+ bed
<b>SOUTH BELLEVUE</b>				
# sold	0	5	35	16
price	N/A	\$309,900	\$425,790	\$643,461
size	N/A	777	1,055	1,719
\$/sq ft	N/A	\$399	\$404	\$374

	studio	one bed	2 bed	3+ bed
<b>MERCER ISLAND</b>				
# sold	0	1	7	1
price	N/A	\$295,000	\$492,137	\$850,000
size	N/A	715	1,182	3,132
\$/sq ft	N/A	\$413	\$416	\$271

	studio	one bed	2 bed	3+ bed
<b>WEST BELLEVUE</b>				
# sold	1	10	32	6
price	\$349,000	\$608,500	\$1,023,681	\$1,081,167
size	308	788	1,459	1,940
\$/sq ft	\$1,133	\$773	\$701	\$557

	studio	one bed	2 bed	3+ bed
<b>EAST BELLEVUE</b>				
# sold	0	13	54	42
price	N/A	\$323,438	\$487,289	\$794,521
size	N/A	780	1,092	1,692
\$/sq ft	N/A	\$415	\$446	\$470

	studio	one bed	2 bed	3+ bed
<b>EAST LAKE SAMMAMISH</b>				
# sold	0	15	51	24
price	N/A	\$298,630	\$445,741	\$611,215
size	N/A	790	1,178	1,687
\$/sq ft	N/A	\$378	\$378	\$362

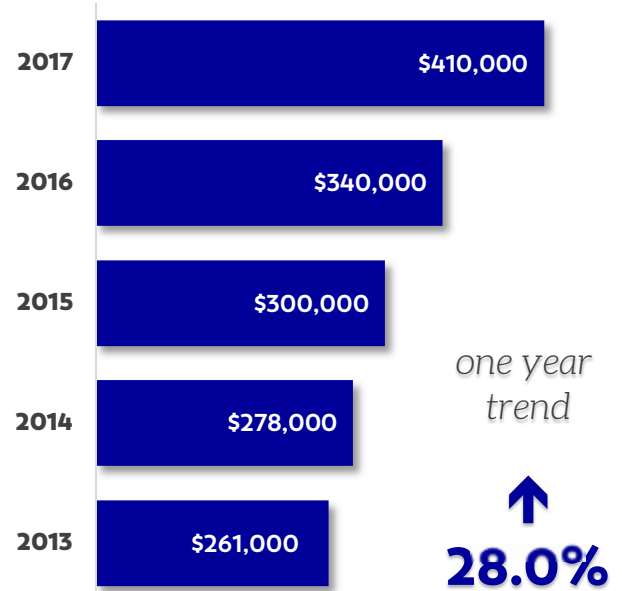
	studio	one bed	2 bed	3+ bed
<b>REDMOND</b>				
# sold	1	3	24	14
price	\$210,000	\$410,333	\$504,040	\$596,954
size	384	854	1,180	1,538
\$/sq ft	\$547	\$480	\$427	\$388

	studio	one bed	2 bed	3+ bed
<b>KIRKLAND</b>				
# sold	1	11	43	25
price	\$480,000	\$392,500	\$853,349	\$1,004,816
size	617	729	1,425	2,335
\$/sq ft	\$778	\$538	\$599	\$430

	studio	one bed	2 bed	3+ bed
<b>JUANITA &amp; WOODINVILLE</b>				
# sold	0	27	62	12
price	N/A	\$269,506	\$339,525	\$518,083
size	N/A	721	1,024	1,648
\$/sq ft	N/A	\$374	\$332	\$314

	studio	one bed	2 bed	3+ bed
<b>LAKE FOREST PARK</b>				
# sold	0	6	13	2
price	N/A	\$215,483	\$332,904	\$735,000
size	N/A	609	1,027	2,119
\$/sq ft	N/A	\$354	\$324	\$347

## median price



# Q1 SEATTLE CONDO *quarter in review*

	studio	one bed	2 bed	3+ bed
<b>WEST SEATTLE</b>				
# sold	1	17	22	0
price	\$269,250	\$361,159	\$523,827	N/A
size	533	719	1,090	N/A
\$/sq ft	\$505	\$502	\$481	N/A

	studio	one bed	2 bed	3+ bed
<b>LECSHI, MOUNT BAKER &amp; SEWARD PARK</b>				
# sold	1	1	1	2
price	\$245,000	\$250,000	\$310,000	\$444,600
size	487	722	1,224	1,397
\$/sq ft	\$503	\$346	\$253	\$318

	studio	one bed	2 bed	3+ bed
<b>SODO-BEACON HILL</b>				
# sold	0	2	4	0
price	N/A	\$311,500	\$428,125	N/A
size	N/A	620	1,041	N/A
\$/sq ft	N/A	\$502	\$411	N/A

	studio	one bed	2 bed	3+ bed
<b>MADISON PARK &amp; CAPITOL HILL</b>				
# sold	6	59	39	5
price	\$372,333	\$485,329	\$696,605	\$1,370,000
size	512	702	1,085	2,070
\$/sq ft	\$727	\$692	\$642	\$662

	studio	one bed	2 bed	3+ bed
<b>QUEEN ANNE &amp; MAGNOLIA</b>				
# sold	1	36	41	1
price	\$515,000	\$467,206	\$631,795	\$615,000
size	559	690	1,079	1,717
\$/sq ft	\$921	\$677	\$586	\$358

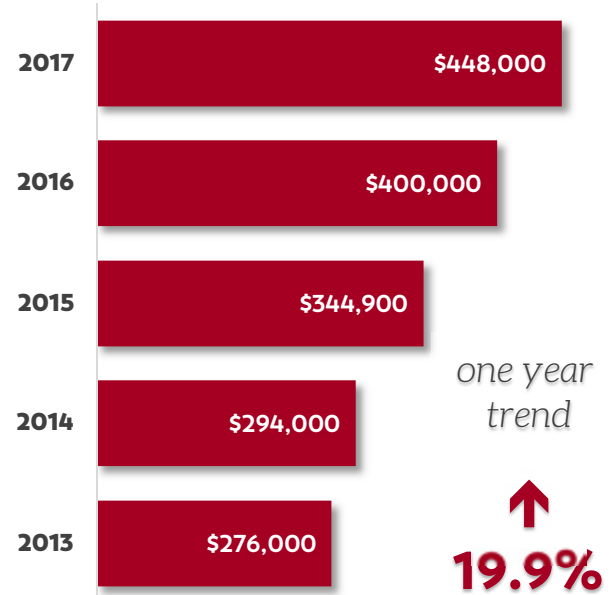
	studio	one bed	2 bed	3+ bed
<b>DOWNTOWN SEATTLE &amp; BELLTOWN</b>				
# sold	10	91	34	1
price	\$372,205	\$660,177	\$1,461,694	\$2,350,000
size	452	764	1,542	2,542
\$/sq ft	\$824	\$865	\$948	\$924

	studio	one bed	2 bed	3+ bed
<b>BALLARD &amp; GREENLAKE</b>				
# sold	7	24	38	2
price	\$302,000	\$453,858	\$540,505	\$1,023,750
size	459	684	1,027	1,812
\$/sq ft	\$657	\$664	\$526	\$565

	studio	one bed	2 bed	3+ bed
<b>NORTH SEATTLE</b>				
# sold	1	18	28	4
price	\$219,500	\$353,833	\$458,974	\$762,748
size	771	668	1,116	1,686
\$/sq ft	\$285	\$529	\$411	\$452

	studio	one bed	2 bed	3+ bed
<b>RICHMOND BEACH &amp; SHORELINE</b>				
# sold	0	6	7	16
price	N/A	\$222,315	\$275,679	\$837,115
size	N/A	646	829	2,618
\$/sq ft	N/A	\$344	\$332	\$320

## median price



Windermere  
REAL ESTATE

© Copyright 2011-2018 Windermere Real Estate/Mercer Island. Information and statistics derived from Northwest Multiple Listing Service.

# WAIT THERE'S MORE! HOMES & STATS ONLINE



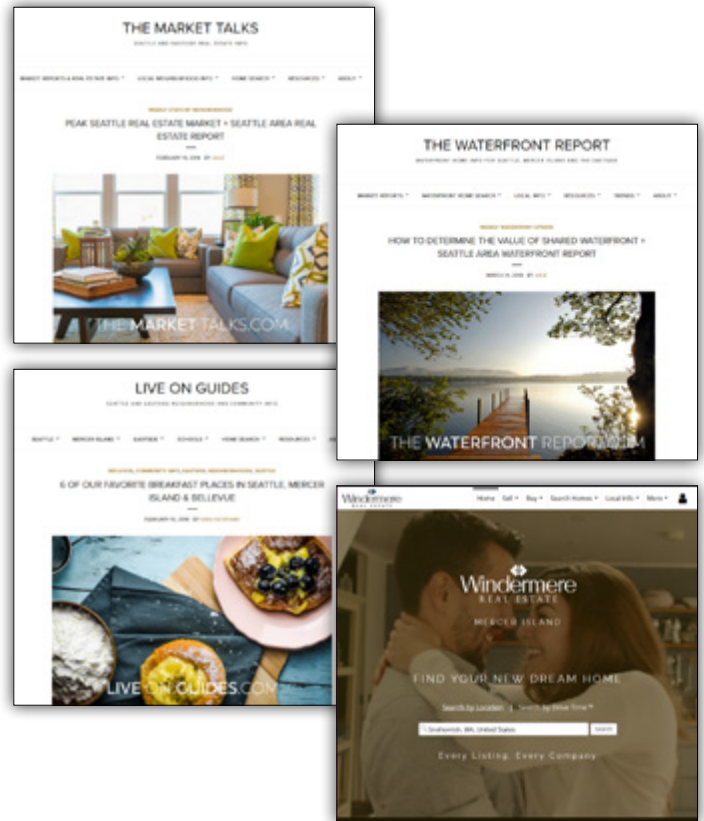
While having a historical perspective like this review is valuable, you may be looking for real-time information on today's real estate market. If so, your search is over!

We publish weekly reports to **TheMarketTalks.com**, providing a summary analysis of what's happening in 16 different micro-markets, including Mercer Island.

Interested in what's happening with waterfront properties? We are too! That's why we analyze waterfront sales each month and post results at **TheWaterfrontReport.com**.

Easily compare neighborhoods on **LiveOnGuides.com** with local info including maps, links and school data.

You can search for every property listed for sale—by any real estate company—on **WindermereMercerIsland.com**.



## PREMIER PROPERTIES & RELOCATION SPECIALIST

206.390.5723

Anni@AnniZilz.com · AnniZilz.com

WRE/MERCER ISLAND

