



# SEATTLE METRO

## Q3 2017 review

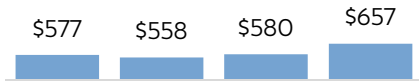
a quarterly report on single family  
residential real estate activity

  
**Windermere**  
REAL ESTATE

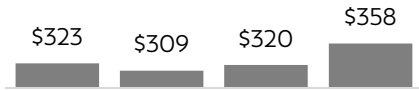
# Q3 2017 SEATTLE *quarter in review*

## WEST SEATTLE

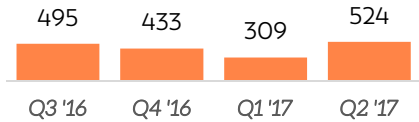
Average Sale Price (Thousands)



Per Square Foot



# of Sales

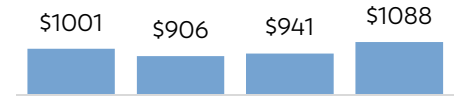


Seattle Q3  
Median Sale Price:  
**\$715,000**

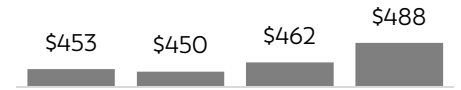


## MADISON PARK-CAPITOL HILL

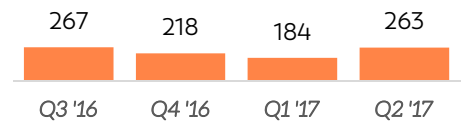
Average Sale Price (Thousands)



Per Square Foot

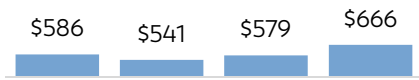


# of Sales

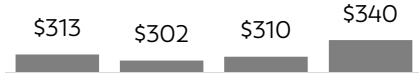


## MOUNT BAKER-BEACON HILL

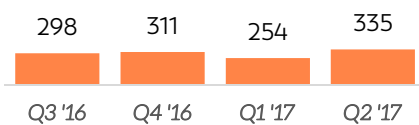
Average Sale Price (Thousands)



Per Square Foot



# of Sales



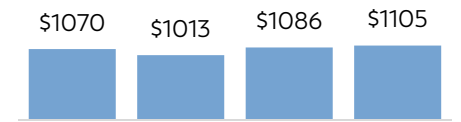
### What It Costs To Live Here

West Seattle	\$2,621
Mt Baker-Beacon Hill	\$2,320
Madison Pk-Capitol Hill	\$3,252
Queen Anne-Magnolia	\$3,417
Ballard-Greenlake	\$2,815
North Seattle	\$3,007
Richmond Bch-Shoreline	\$2,355
Lake Forest-Kenmore	\$2,205

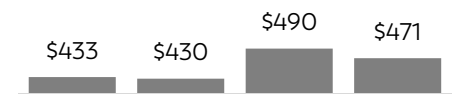
Average monthly mortgage payment based on the median sale price and current 30-year fixed-rate mortgage interest rate with 20% down, not including taxes and insurance.

## QUEEN ANNE-MAGNOLIA

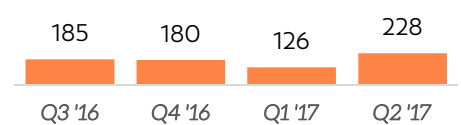
Average Sale Price (Thousands)



Per Square Foot

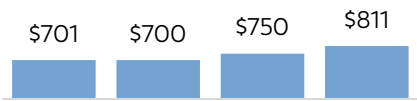


# of Sales

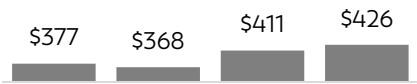


**BALLARD-  
GREENLAKE**

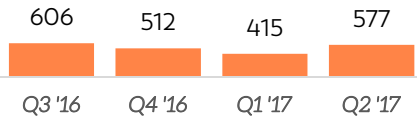
Average Sale Price (Thousands)



Per Square Foot



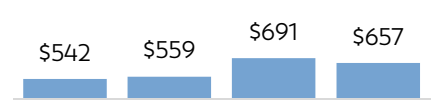
# of Sales



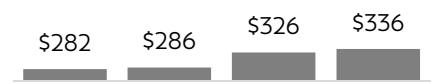
Driven by a strong seller's market, Seattle's Median Sale Price was up 16.3% over Q3 2016.

**RICHMOND BEACH-  
SHORELINE**

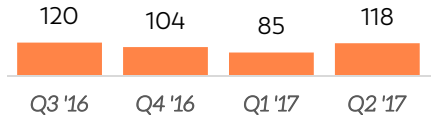
Average Sale Price (Thousands)



Per Square Foot

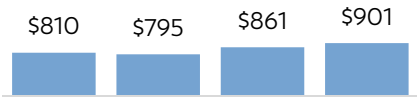


# of Sales

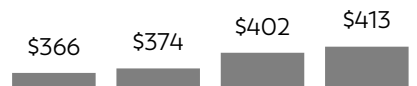


**NORTH SEATTLE**

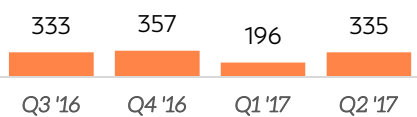
Average Sale Price (Thousands)



Per Square Foot

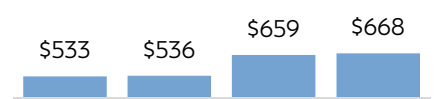


# of Sales

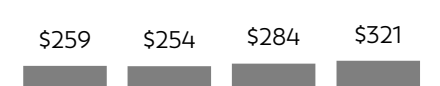


**LAKE FOREST PARK-  
KENMORE**

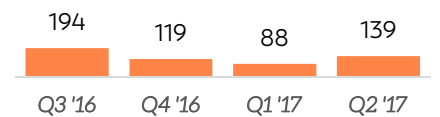
Average Sale Price (Thousands)



Per Square Foot



# of Sales



# WAIT THERE'S MORE! HOMES & STATS ONLINE



While having a historical perspective like this review is valuable, you may be looking for real-time information on today's real estate market. If so, your search is over!

We publish weekly reports to **TheMarketTalks.com**, providing a summary analysis of what's happening in 16 different micro-markets, including Seattle neighborhoods.

Interested in what's happening with waterfront properties? We are too! That's why we analyze waterfront sales each month and post results at **TheWaterfrontReport.com**.

Easily compare neighborhoods on **LiveOnGuides.com** with local info including maps, links and school data.

You can search for every property listed for sale—by any real estate company—on **WindermereMercerIsland.com**.



PREMIER PROPERTIES &  
RELOCATION SPECIALIST

206.390.5723

Anni@AnniZilz.com · AnniZilz.com

WRE/MERCER ISLAND

