



GREATER EASTSIDE

Q3 2017 review

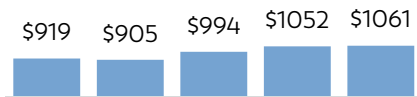
a quarterly report on single family
residential real estate activity



Q3 2017 EASTSIDE *quarter in review*

EASTSIDE SOUTH *S of I-90*

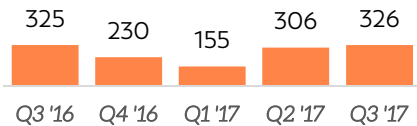
Average Sale Price (Thousands)



Per Square Foot



of Sales

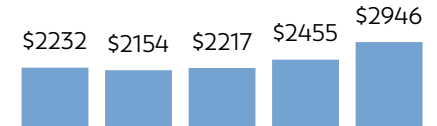


Eastside Q3
Median Sale Price:
\$860,000



WEST BELLEVUE *W of I-405*

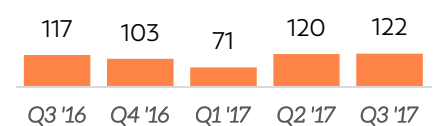
Average Sale Price (Thousands)



Per Square Foot

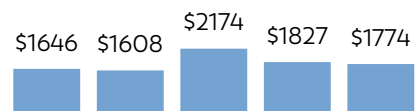


of Sales

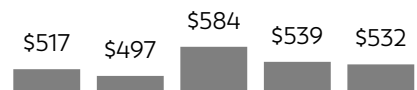


MERCER ISLAND

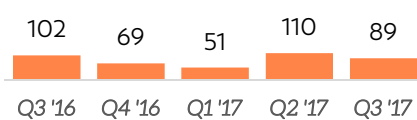
Average Sale Price (Thousands)



Per Square Foot



of Sales



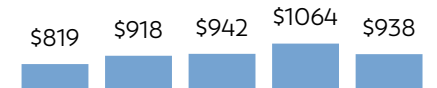
What It Costs To Live Here

Eastside South	\$3,584
Mercer Island	\$5,502
West Bellevue	\$9,247
East Bellevue	\$3,283
East Lk Sammamish	\$3,109
Redmond	\$3,081
Kirkland	\$4,051
Juanita-Woodinville	\$2,600

Average monthly mortgage payment based on the median sale price and current 30-year fixed-rate mortgage interest rate with 20% down, not including taxes and insurance.

EAST BELLEVUE *E of I-405*

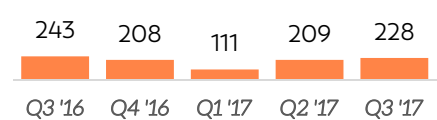
Average Sale Price (Thousands)



Per Square Foot

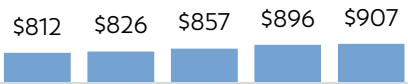


of Sales

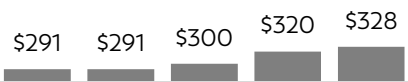


EAST OF LAKE SAMMAMISH

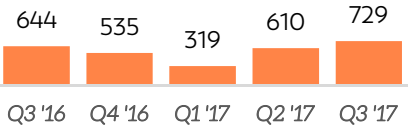
Average Sale Price (Thousands)



Per Square Foot



of Sales

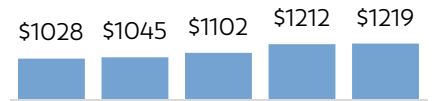


The median sale price in Q3 was 13.8% higher than Q3 2016.

Homes sold for an average of 1% above their listed price.

KIRKLAND-BRIDLE TRAILS

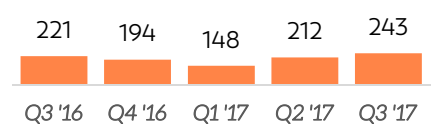
Average Sale Price (Thousands)



Per Square Foot

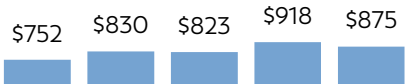


of Sales

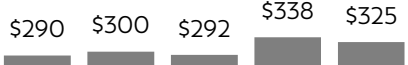


REDMOND-CARNATION

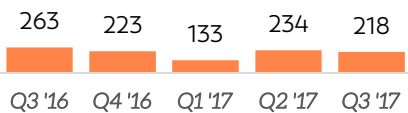
Average Sale Price (Thousands)



Per Square Foot

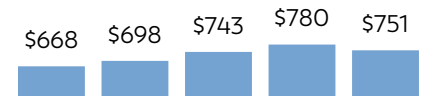


of Sales

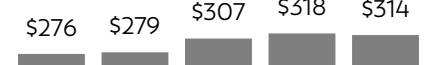


JUANITA-WOODINVILLE

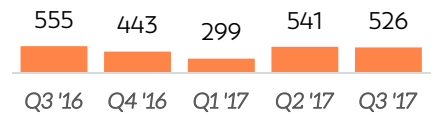
Average Sale Price (Thousands)



Per Square Foot



of Sales



WAIT THERE'S MORE! HOMES & STATS ONLINE



While having a historical perspective like this review is valuable, you may be looking for real-time information on today's real estate market. If so, your search is over!

We publish weekly reports to **TheMarketTalks.com**, providing a summary analysis of what's happening in 16 different micro-markets, including Eastside areas.

Interested in what's happening with waterfront properties? We are too! That's why we analyze waterfront sales each month and post results at **TheWaterfrontReport.com**.

Easily compare neighborhoods on **LiveOnGuides.com** with local info including maps, links and school data.

You can search for every property listed for sale—by any real estate company—on **WindermereMercerIsland.com**.



PREMIER PROPERTIES &
RELOCATION SPECIALIST

206.390.5723

Anni@AnniZilz.com · AnniZilz.com

WRE/MERCER ISLAND

