



GREATER EASTSIDE

Q2 2017 review

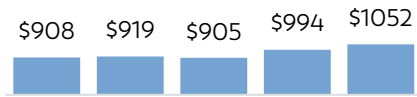
a quarterly report on single family
residential real estate activity


Windermere
REAL ESTATE

Q2 2017 EASTSIDE *quarter in review*

EASTSIDE SOUTH *S of I-90*

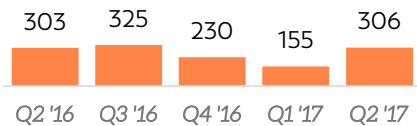
Average Sale Price (Thousands)



Per Square Foot



of Sales

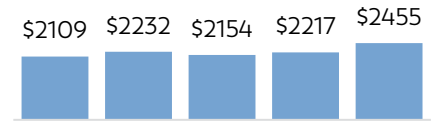


Eastside Q2
Median Sale Price:
\$880,000

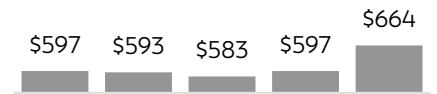


WEST BELLEVUE *W of I-405*

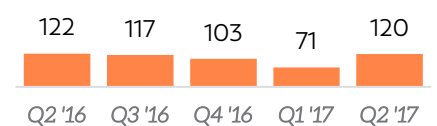
Average Sale Price (Thousands)



Per Square Foot

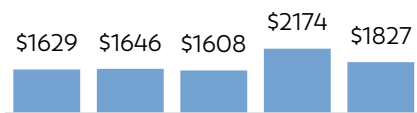


of Sales

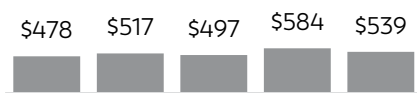


MERCER ISLAND

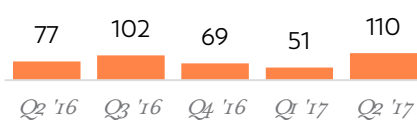
Average Sale Price (Thousands)



Per Square Foot



of Sales



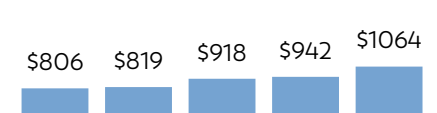
What It Costs To Live Here

Eastside South	\$3,548
Mercer Island	\$6,065
West Bellevue	\$8,293
East Bellevue	\$3,498
East Lk Sammamish	\$3,259
Redmond	\$3,243
Kirkland	\$4,015
Juanita-Woodinville	\$2,670

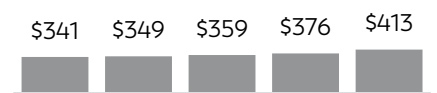
Average monthly mortgage payment based on the median sale price and current 30-year fixed-rate mortgage interest rate with 20% down, not including taxes and insurance.

EAST BELLEVUE *E of I-405*

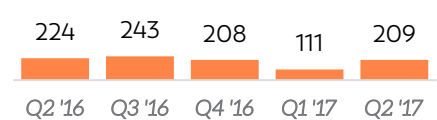
Average Sale Price (Thousands)



Per Square Foot

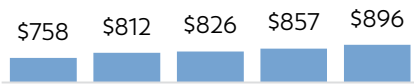


of Sales

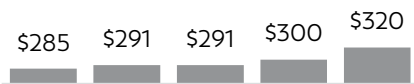


EAST OF LAKE SAMMAMISH

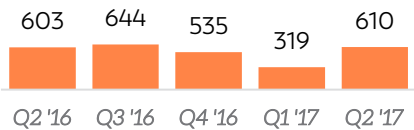
Average Sale Price (Thousands)



Per Square Foot



of Sales

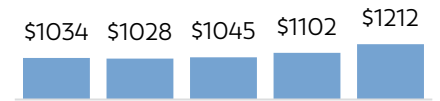


The median sale price in Q2 was 17.3% higher than Q2 2016.

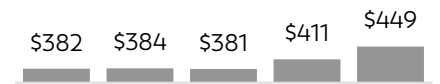
Homes sold for an average of 4% above their listed price.

KIRKLAND-BRIDLE TRAILS

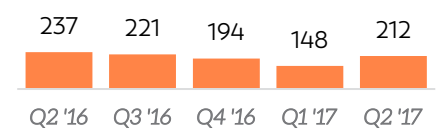
Average Sale Price (Thousands)



Per Square Foot

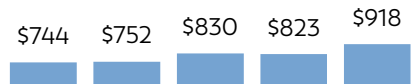


of Sales

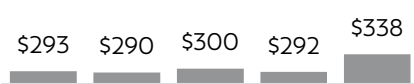


REDMOND-CARNATION

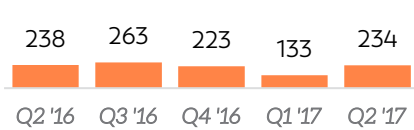
Average Sale Price (Thousands)



Per Square Foot

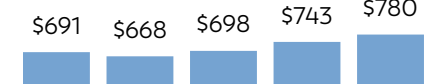


of Sales

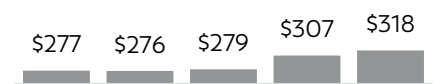


JUANITA-WOODINVILLE

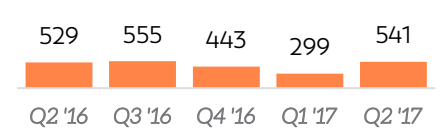
Average Sale Price (Thousands)



Per Square Foot



of Sales



WAIT THERE'S MORE! HOMES & STATS ONLINE



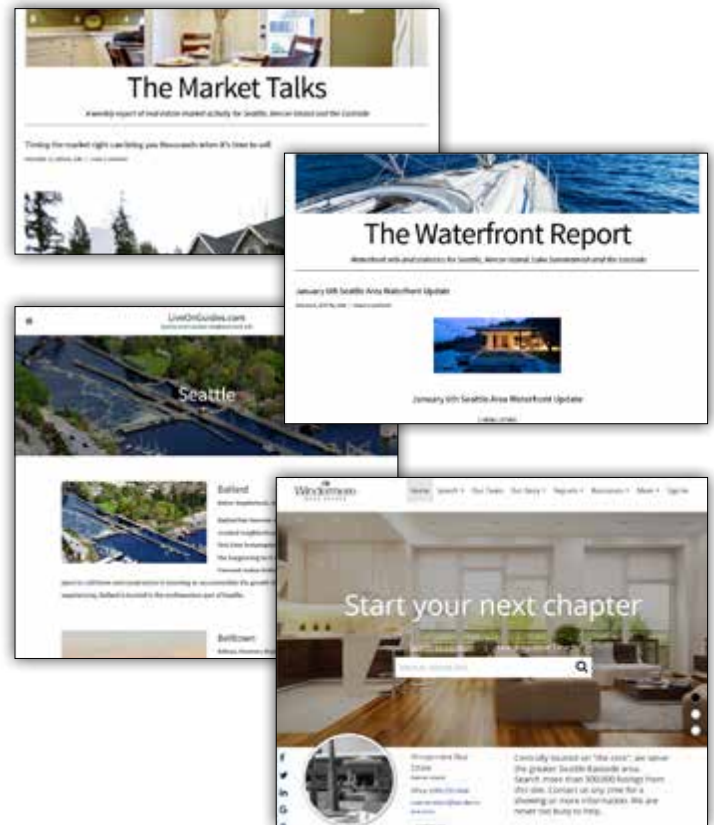
While having a historical perspective like this review is valuable, you may be looking for real-time information on today's real estate market. If so, your search is over!

We publish weekly reports to **TheMarketTalks.com**, providing a summary analysis of what's happening in 16 different micro-markets, including Eastside areas.

Interested in what's happening with waterfront properties? We are too! That's why we analyze waterfront sales each month and post results at **TheWaterfrontReport.com**.

Easily compare neighborhoods on **LiveOnGuides.com** with local info including maps, links and school data.

You can search for every property listed for sale—by any real estate company—on **WindermereMercerIsland.com**.



©2011-2017 Windermere Real Estate/Mercer Island
Data prepared and analyzed by Windermere Real Estate/Mercer Island from NWMLS provided data.
For questions or comments, email Julie Barrows at julie@windermere.com.



YOUR REAL ESTATE RESOURCE, FROM A TO Z
direct 206.390.5723 | office 206.232.0446
Anni@AnniZilz.com | www.AnniZilz.com