



SEATTLE METRO

Q1 2017 review

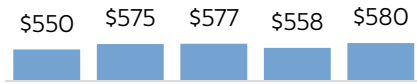
a quarterly report on single family
residential real estate activity


Windermere
REAL ESTATE

Q1 2017 SEATTLE *quarter in review*

WEST SEATTLE

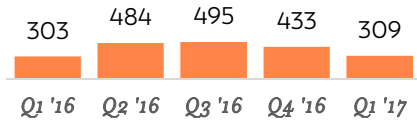
Average Sale Price (Thousands)



Per Square Foot



of Sales

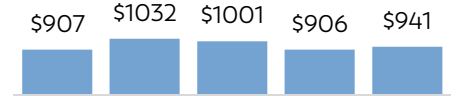


Seattle Q1
Median Sale
Price:
\$663,000



MADISON PARK-CAPITOL HILL

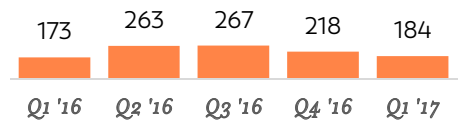
Average Sale Price (Thousands)



Per Square Foot

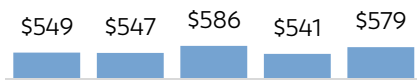


of Sales

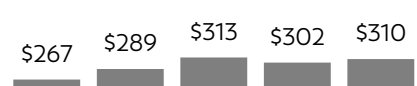


MOUNT BAKER-BEACON HILL

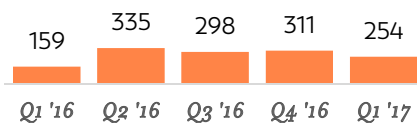
Average Sale Price (Thousands)



Per Square Foot



of Sales



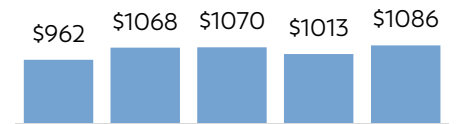
What It Costs To Live Here

West Seattle	\$1,874
Mount Baker-Beacon	\$1,823
Madison Park-Capitol	\$2,767
Queen Anne-Magnolia	\$3,189
Ballard-Greenlake	\$2,338
North Seattle	\$2,410
Richmond Beach-	\$1,722
Lake Forest Park-	\$1,831

Average monthly mortgage payment based on the median sale price and current 30-year fixed-rate mortgage interest rate with 20% down, not including taxes and insurance.

QUEEN ANNE-MAGNOLIA

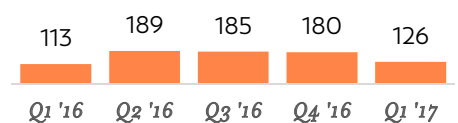
Average Sale Price (Thousands)



Per Square Foot

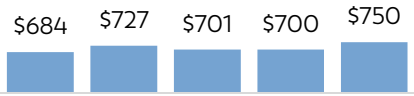


of Sales

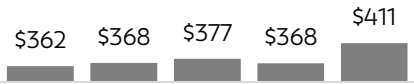


BALLARD-
GREENLAKE

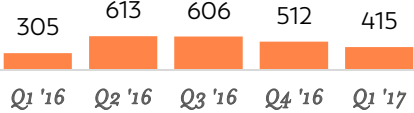
Average Sale Price (Thousands)



Per Square Foot



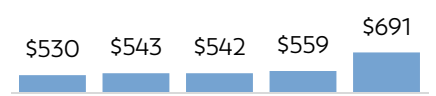
of Sales



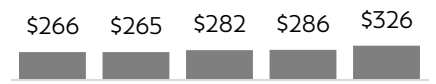
The Seattle region continues to lead the nation in employment growth and residential real estate appreciation.

RICHMOND BEACH-
SHORELINE

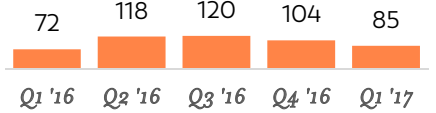
Average Sale Price (Thousands)



Per Square Foot



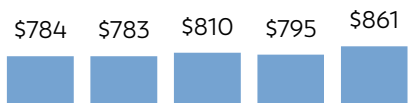
of Sales



Driven by a continued strong seller's market, Seattle's Median Sale Price was up 8.3% over Q1 2016.

NORTH SEATTLE

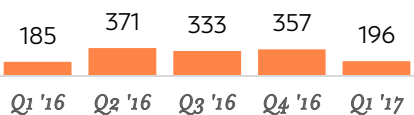
Average Sale Price (Thousands)



Per Square Foot

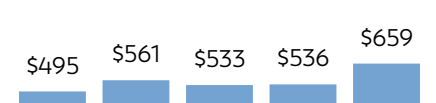


of Sales



LAKE FOREST PARK-
KENMORE

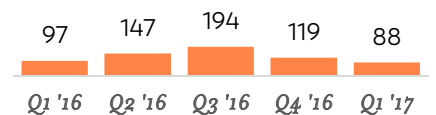
Average Sale Price (Thousands)



Per Square Foot



of Sales



WAIT THERE'S MORE! HOMES & STATS ONLINE



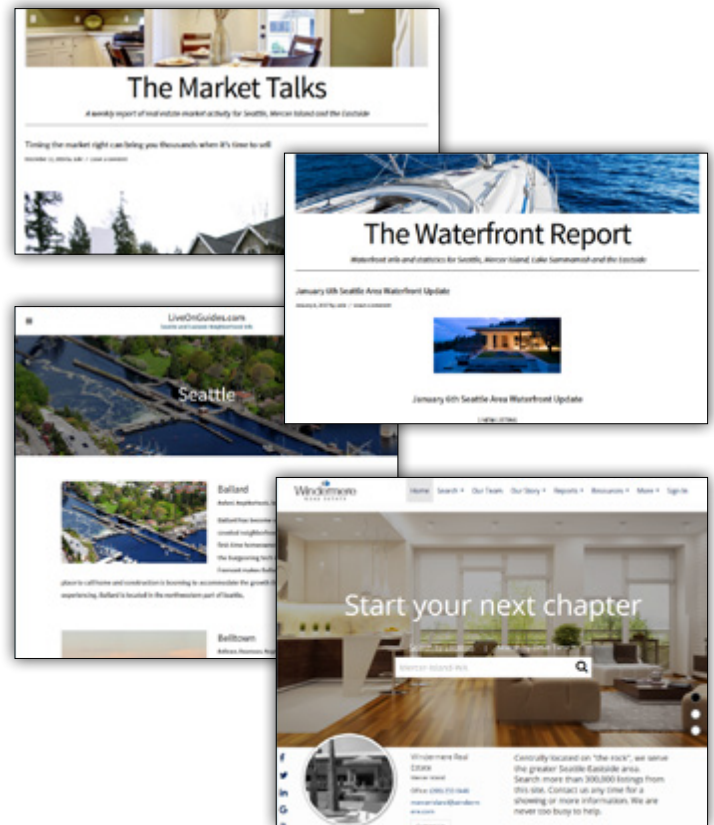
While having a historical perspective like this review is valuable, you may be looking for real-time information on today's real estate market. If so, your search is over!

We publish weekly reports to **TheMarketTalks.com**, providing a summary analysis of what's happening in 16 different micro-markets, including Seattle neighborhoods.


Interested in what's happening with waterfront properties? We are too! That's why we analyze waterfront sales each month and post results at **TheWaterfrontReport.com**.

Easily compare neighborhoods on **LiveOnGuides.com** with local info including maps, links and school data.

You can search for every property listed for sale—by any real estate company—on **WindermereMercerIsland.com**.



Data prepared and analyzed by Windermere Real Estate/Mercer Island from NWMLS provided data. For questions or comments, email Julie Barrows at julie@windermere.com. ©2011-2017 Windermere Real Estate/Mercer Island



YOUR REAL ESTATE RESOURCE, FROM A TO Z
direct 206.390.5723 | office 206.232.0446
Anni@AnniZilz.com | www.AnniZilz.com